




RECTANGULAR MIRROR

Code	Description
RCTM2T8	Rectangular Mirror
Info:	c/w Dual Voltage IP21 Shaver Socket and 2 x 15W T8 Fluorescent Tubes, On/Off Pull Switch
Size (mm):	390W x 500H x 55D
Material:	Pressed Steel and Glass
Weight:	6.75kg
Box QTY (Inner/Outer)	1/1 Price List Page No. 22



RECTANGULAR MIRROR

Code	Description
RCT6070	c/w 2 x 13w T5 tubes, On/Off Pull Switch
RCT6070S	c/w 2 x 13w T5 tubes, On/Off Pull Switch & Dual Voltage Shaver Socket
RCT6070SD	c/w 2 x 13w T5 tubes, On/Off Pull Switch, Demister Pad & Dual Voltage Shaver Socket.
Size (mm):	600W x 700H x 45D
Material:	Pressed Steel and Glass
Weight:	13kg
Box QTY (Inner/Outer)	1/1 Price List Page No. 22



RECTANGULAR MIRROR

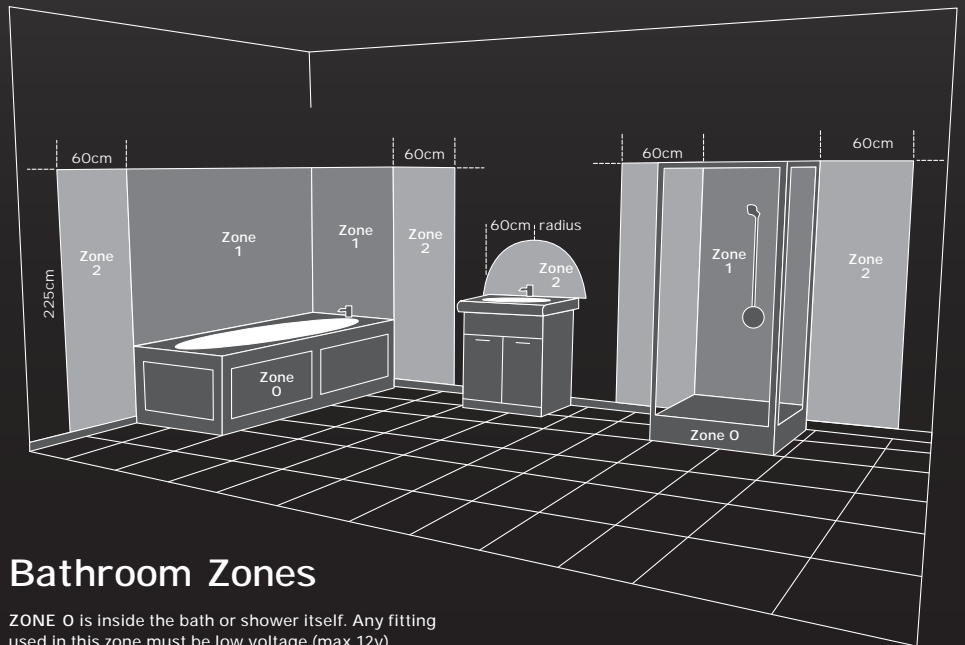
Code	Description
RCT6045	c/w 2 x 13w T5 tubes, On/Off Pull Switch
RCT6045S	c/w 2 x 13w T5 tubes, On/Off Pull Switch & Dual Voltage Shaver Socket
RCT6045SD	c/w 2 x 13w T5 tubes, On/Off Pull Switch, Demister Pad & Dual Voltage Shaver Socket
Size (mm):	450W x 600H x 45D
Material:	Pressed Steel and Glass
Weight:	8.7kg
Box QTY (Inner/Outer)	1/1 Price List Page No. 22



SQUARE MIRROR

Code	Description
RCT6060	Square Mirror
Info:	c/w 2 x 13W T5 Fluorescent Tubes and On/Off Pull Switch
Size (mm):	600W x 600H x 52D
Material:	Pressed Steel and Glass
Weight:	9.10kg
Box QTY (Inner/Outer)	1/1 Price List Page No. 22

Bathroom luminaire installations must comply with legislation. This has recently been updated and is now Section 701 of BS7671:2008 (Wiring Regulations 17th Edition)



Bathroom Zones

ZONE 0 is inside the bath or shower itself. Any fitting used in this zone must be low voltage (max 12v).

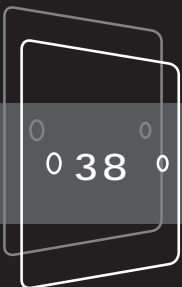
ZONE 1 is the area above the bath to a height of 2.25m from the floor. In this zone a minimum rating of IP44 is required. If the fitting is 240v a 30mA residual current device (RCD) must also be used to protect the circuit in this zone.

ZONE 2 is an area stretching 0.6m outside the perimeter of the bath and to a height of 2.25m from the floor. In this zone an IP rating of at least IP44 is required. In addition, it is good practice to consider the area around a wash basin (within a 60cm radius of any tap) as Zone 2.


OUTSIDE ZONES is anywhere outside zones 0, 1 and 2 (subject to specific limits) and where no water jet is likely to be used. No IP rating is required.

In addition to the above, if there is a likelihood of water jets being used for cleaning purposes in zones 1, 2 and "Outside Zones" a fitting rated a minimum IP65 must be used.

Full details can be found in the latest copy of IEE wiring regulations.



IP44 Decorative & Bathroom Mirrors



RECTANGULAR MIRROR

Code	Description
RCT4570A	Rectangular Mirror
Info:	c/w 168 White LED Lamps, LED Driver and On/Off Pull Switch
Size (mm):	700W x 450H x 36D
Material:	Pressed Steel and Glass
Weight:	7.5kg


LED mirrors may interfere with DAB radios

Box QTY
(Inner/Outer)

1/1

Price List
Page No.

22



RECTANGULAR MIRROR

Code	Description
RCT4570B	Rectangular Mirror
Info:	c/w 104 White LED Lamps, LED Driver and On/Off Pull Switch
Size (mm):	700W x 450H x 36D
Material:	Pressed Steel and Glass
Weight:	7.40kg

LED mirrors may interfere with DAB radios

Box QTY
(Inner/Outer)

1/1

Price List
Page No.

22



RECTANGULAR MIRROR

Code	Description
RCT5039	Rectangular Mirror
Info:	c/w 32 White LED Lamps, LED Driver and On/Off Pull Switch
Size (mm):	390W x 500H x 55D
Material:	Pressed Steel and Glass
Weight:	4.45kg

Box QTY
(Inner/Outer)

1/1

Price List
Page No.

22



ROUND MIRROR


Code	Description
RCT50T8	Round Mirror
Info:	c/w 1 x 40W T8 Circular Fluorescent Tube, On/Off Pull Switch
Size (mm):	500 diameter x 52 depth
Material:	Pressed Steel and Glass
Weight:	5.20kg

Box QTY
(Inner/Outer)

1/1

Price List
Page No.

22



ROUND MIRROR

Code	Description
RCT5048	Round Mirror
Info:	c/w 48 White LED Lamps, LED Driver and On/Off Pull Switch
Size (mm):	500 diameter x 36 depth
Material:	Pressed Steel and Glass
Weight:	4.60kg

Box QTY
(Inner/Outer)

1/1

Price List
Page No.

22

